

Art and Craft activities linked to  
World Book Day and 'Tuesday'


# Bookmarks

Make your own Froggy corner book mark



<https://youtu.be/HO1EoDXEhSg>

Make your own book marks –  
designed by Rob Biddulph



<https://www.worldbookday.com/wp-content/uploads/2019/01/Bookmarks-Primary-Pull-out.pdf>



[https://youtu.be/n\\_ko\\_vglf\\_eM](https://youtu.be/n_ko_vglf_eM)




[https://youtu.be/9vm9N1c\\_elg](https://youtu.be/9vm9N1c_elg)

# Make a frog puppet

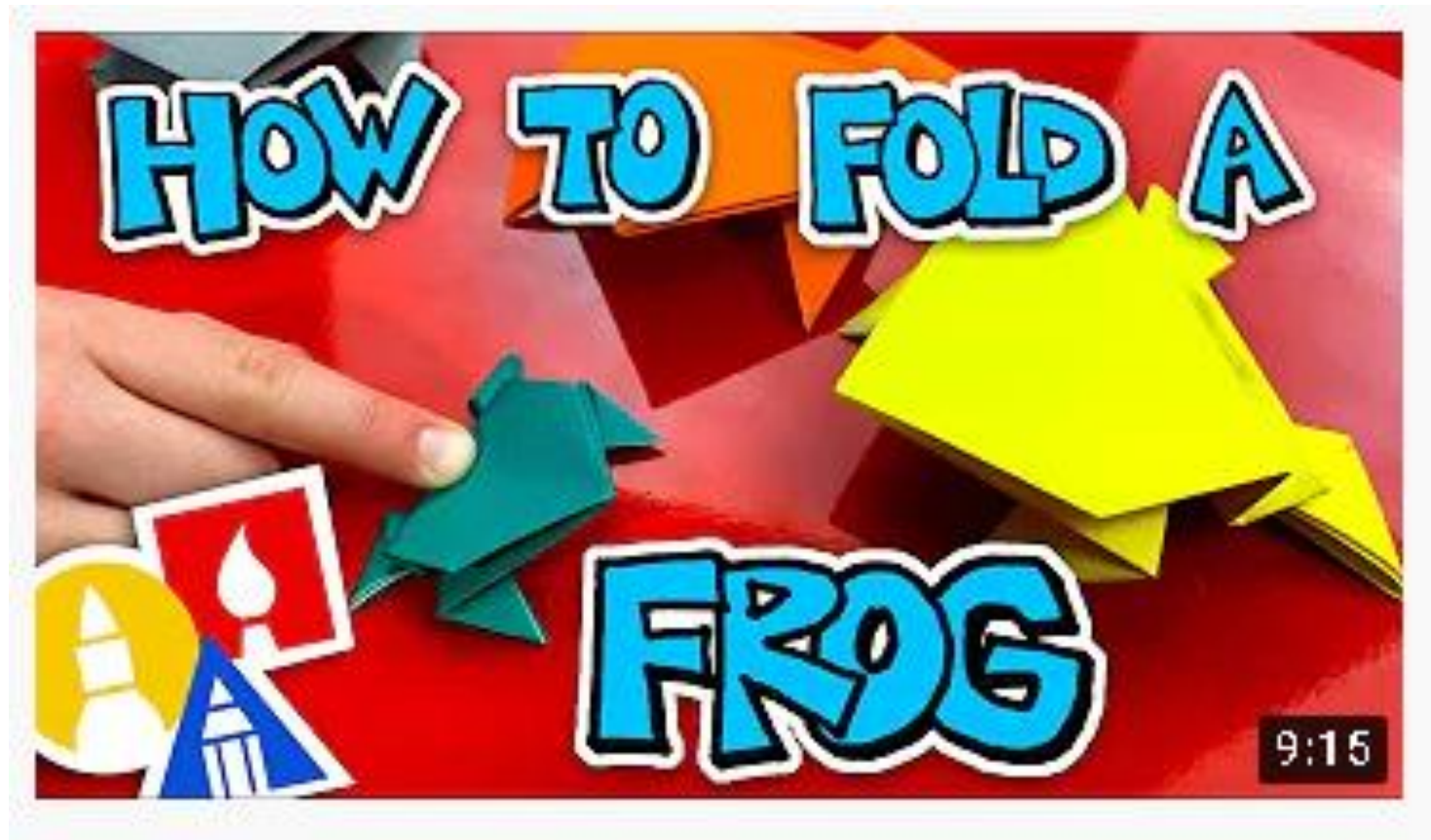


<https://youtu.be/IABls8yL-Ts>



<https://youtu.be/JJuKh-m1CwY>

# Make a jumping frog (KS2)



<https://youtu.be/rht7y5kooJQ>

## Design a mask

Design a mask of your favourite character from a book. Take a picture of you wearing it or make a video of you wearing your mask and reading a page from your favourite story.

Blank mask templates:

[KS1 World Book Day Design a Character Mask Activity Sheet\[15787\].pdf](#)

Frog mask template:

<https://maskspot.com/files/masks/frog-mask-to-color.pdf>

